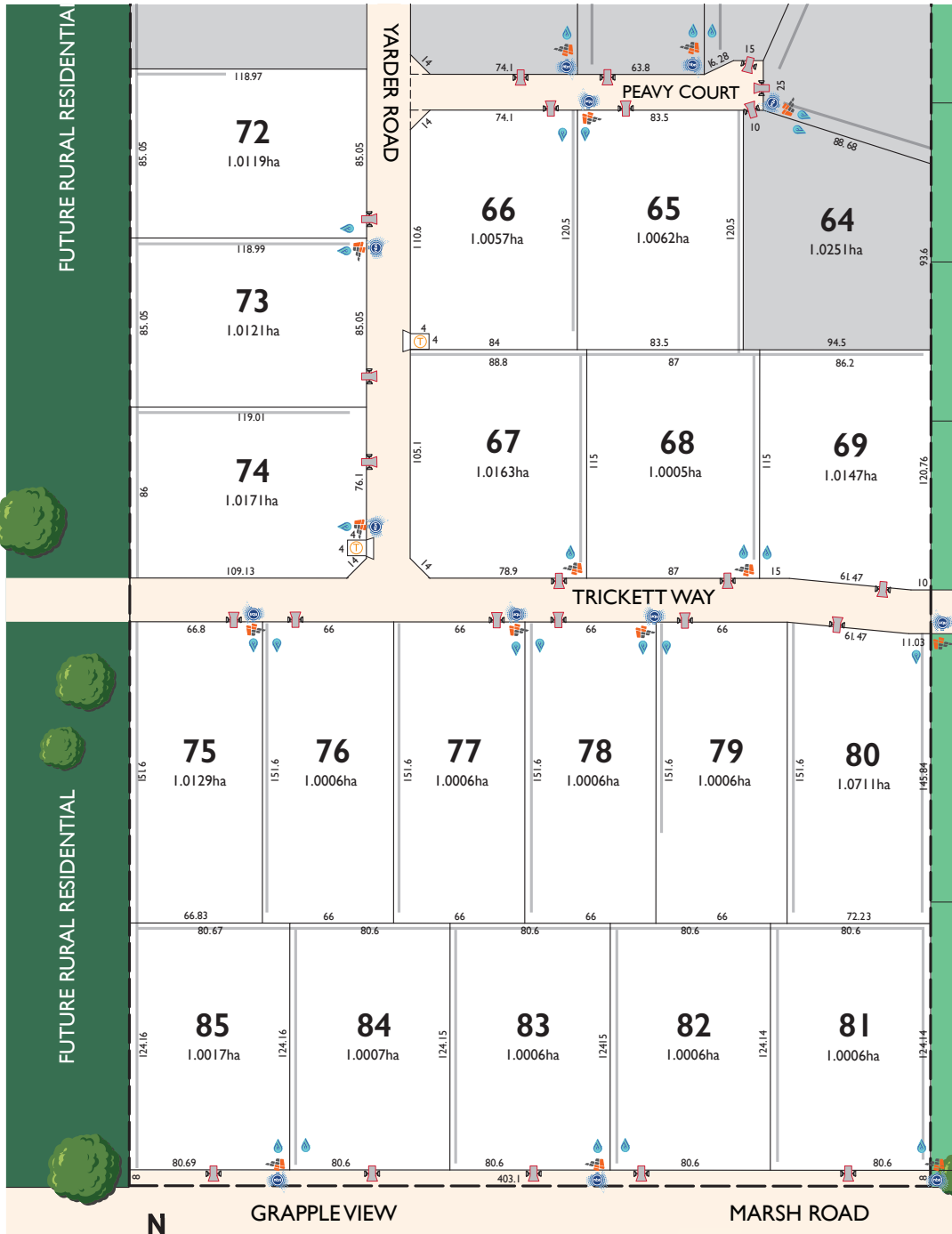


# GM Greenlands Meadows









Discover the art of living

## STAGE 2

Entry off Greenlands Road, via Marsh Road and Rosser Street



### LEGEND

-  Power
-  NBN
-  Water
-  Crossover
-  Swale drain
-  Transformer locations
-  Stage 2
-  Stage 1

Secure your lot today call Clay on **0437 029 826**

All dimensions and areas are subject to survey. The particulars on this brochure are supplied for identification purposes only and shall not be taken as a representation in any aspect on the part of the vendor or its agents. Authorities should be consulted when services are contained within lot boundaries as building restrictions may apply. All retaining walls, services and associated easements are shown exaggerated for legibility.

